

Scoozy C Information Guide

9 most frequently asked questions about Scoozy answered



SCOOZY®

www.en.scoozy.nl

February 2022 - Version NL 1.0.

Thank you for your interest!

Thank you for downloading Scoozy's information guide. With Scoozy, we create a personal mobility solution that looks good, safe, and suitable for any environment. We focus on these aspects with innovation and quality. We are doing something different than any other product on the market and solving the problems users are experiencing. Scoozy is a modern hybrid between the regular mobility scooter and an electric wheelchair.

In this guide, we answer the most frequently asked questions about Scoozy. We believe openness and transparency are essential. That is why we are happy to explain how Scoozy is designed, the reasons for certain design choices, and how Scoozy is made. This way you make a good choice whether Scoozy is the proper means of transport for you! After reading this guide, do you still have questions or want more advice? Feel free to [contact](#) us.

On behalf of Team Scoozy,



Job of the Kieft



Content

1 - Is Scoozy right for me?	3
What adjustment options does the seat have?	3
How do I get in Scoozy?	5
Is joystick driving for me?	7
Who is already using Scoozy?	8
2 - Is it safe to have nothing for you?	11
How does Scoozy protect me in a collision?	11
Is Scoozy stable?	12
How do I brake with Scoozy?	13
3 - Where can I and cannot drive?	15
Where can I drive and what are the rules?	15
Where can you drive Scoozy?	16
Where can I not drive?	18
4 - How big and maneuverable is Scoozy?	19
How do I take Scoozy with me? 6 customer examples	20
5 - How far can I really drive?	24
What range does Scoozy have?	24
How quickly does the capacity of the battery decrease?	25
How long does it take to charge Scoozy?	25
Can I store Scoozy for a longer period without breaking the battery?	25
6 - What accessories are available?	27
How can I take luggage on Scoozy?	27
How do I protect myself against rain, wind, and cold?	31
Is Scoozy secured against theft?	33
7 - How much does Scoozy cost?	35
8 - What are the differences between a Solo, Scoozy, and Mini Crosser?	38
9 - Where can I test drive and purchase Scoozy?	40
What about after-sales service and warranty?	41
Appendix I Price list and specification overview	42

1 – Is Scoozy right for me?

With Scoozy, we package the functionalities of a tool in the looks of a modern means of transport. These functionalities determine whether Scoozy is the right solution for you as a user. This chapter explains which setting options Scoozy, how you use Scoozy, and we give examples of Scoozy users. With that information, you can assess whether Scoozy is right for you.

What adjustment options does the seat have?

Scoozy has a universal seat with some adjustment options that we explain below. By making the seat universal, we could keep the chair as slim as possible and make the design more attractive.

- **Seat height:** The seat height adjusts to 3 different sizes at Scoozy: 41 cm, 43 cm (standard), and 45 cm. The seat height of 41 centimeters is not possible with the [luggage rack under the seat](#). The seat height of 45 cm is not recommended with a bodyweight higher than 100 kg, so that the center of gravity remains lower, which benefits stability.
- **Seat cushions:** The Scoozy chair has an ergonomically shaped seat shell with the cushion attached with Velcro. You can choose between a Comfort pillow or an Outdoor pillow. You can also put an AD pillow on it (for example, Vicair).
 - **Comfort cushion:** Scoozy is standard equipped with the Comfort cushion of the soft Pantera foam with a ventilating 3D cover. The disadvantage of this seat cushion is that it absorbs water.



- **Outdoor cushion:** You can also opt for the Outdoor cushion from Ventisit. This cushion is made of three-dimensional knitted polyester yarn. You do not suffer from a warm back with the ventilating material in the summer, and rainwater does not remain in your chair. This material is a bit harder and, therefore, perhaps less comfortable.



- **Seat width:** The space between the armrests is 43 cm. The Scoozy chassis is suitable for carrying a maximum user weight of 150 kg. It just depends on your physique whether the space between the armrests is sufficient. It is good to try this on by taking a [test drive](#). View the [Appendix](#) for a detailed specification overview with the seat's dimensions.
- **Belt:** Scoozy comes standard with a lap belt. A multi-point harness to stabilize the trunk is not possible.



- **Headrest:** It is possible to provide Scoozy with a headrest. The headrest is a custom solution and is not offered as an option by default.



- **Backrest:** The user can rest his total weight on the armrest when [getting in](#). The construction required for this ensures that you cannot adjust the angle of the backrest.

How do I get in Scoozy?

Scoozy has an open design so that nothing can stop that feeling of freedom. Scoozy doesn't have a steering column to hold on to. That's why Scoozy has a unique entry system: when you open the armrest by pressing the black button, the swiveling wheels give you room to get in. Scoozy's frame is so strong that you can lean on the armrests with full weight for easy entry. If you're seated, close the door, fasten the seat belt, and the adventure can begin. Opening and closing the armrest is most effortless with your thumb on the black push button and the other fingers on the other side of the armrest.



The armrests can be opened 80 degrees and locked in any desired intermediate position. If Scoozy is not turned on, the wheels will not turn. The turning of the wheels can also be permanently disabled in the service settings. If your Scoozy is parked next to a wall/sidewalk, this can be easy. When both armrests are open, the wheels are straight. Both armrests must be fully closed again to be able to drive. You will see this on the display when you press ["Drive-mode"](#) or ["Speed-mode"](#) to start moving.



Is joystick driving for me?

Driving with a joystick can sometimes take some getting used to, but offers 5 advantages in comfort and safety.

- 1. Active brake:** Scoozy is controlled with a joystick. That works very intuitively. In a traditional mobility scooter, you squeeze levers on the handlebars to accelerate. On a bicycle, that means braking. This is confusing and causes accidents. The joystick control provides an active brake; however, letting go is soft braking, pulling back is a hard stop. Scoozy is unique with an active brake, which gives the feeling of control. [Read more about how to brake Scoozy here.](#)
- 2. Open design:** You have a maximum open view because you don't have a handlebar in front of you. This way, you can see your position on the road and any obstacles right in front of you.
- 3. Plenty of legroom:** At the same time, the lack of the steering column gives a lot of legroom, which is especially useful for users with long legs or users who have to keep their leg straight when, for example, you have your leg in a cast.
- 4. No tired arms and sore shoulders:** An additional advantage of the joystick is resting your arms on the armrests during the ride. So no more tired arms! The steering is also very light, so it takes little power.
- 5. One-handed steering:** With long-distance, higher-speed driving and joystick controls, you combine the benefits of a mobility scooter with the features of an electric wheelchair. This way, you can easily control your mobility scooter with one hand. The unique software and adapted electronics think along with you and give you a safe feeling.



SCOOLY®

The joystick also adjusts in two ways to your liking:

- **Joystick left or right:** Before we assemble Scoozy for you, you as a customer determine on which side the joystick will be placed. The joystick and control panel cannot be on the same side. This could be challenging when operating the turn signals if you have unilateral arm/hand function.
- **3 skill levels (level 1 to 3):** Whether you like a sporty ride or touring comfortably, personalize the controls of your Scoozy. In Scoozy's menu, you can choose from 3 skill levels. Level 1 provides a smooth driving experience for when you first encounter a joystick. We recommend that you only change the settings if you have a good command of driving Scoozy and feel confident enough. Level 3 makes the Scoozy mobility scooter sporty and fast due to a higher top speed (max. 15 km/h) and acceleration.

Who is already using Scoozy?

Scoozy users have various conditions or illnesses that affect their mobility. Some examples are MS, ALS, COPD, amputation, cerebral hemorrhage, spinal cord injury, pain syndrome, lung COVID, rheumatism. There are also temporary users due to, for example, knee surgery. Below you can read some examples of Scoozy users:

- **Brain hemorrhage:** Gerard was confronted with a cerebral hemorrhage more than a year ago, which caused him to suddenly have limited mobility. Gerard already researched how he could be mobile again during rehabilitation. "Because of our house in the woods, which you reach via a dirt road, basic mobility scooters were not an option for me.



I came across Scoozy as the ideal mode of transport because of the allroad capabilities and stability. In addition, Scoozy's unilateral joystick control is the solution for me because of the limitation in one of my arms after the stroke.”

- **Reuma:** Anneke has been using a mobility scooter for some time because of Reuma. When it turned out that the municipality could no longer provide a decent means of transport for her to drive without pain, she started her investigation. Because of the design, the suspension, and the new technology, she came into contact with Scoozy early. She has now been making full use of Scoozy as one of the first users for almost 3 years.

- **Multiple Sclerosis:** Helping Others Using Scoozy. That is what Karin from Molenhoek does every day. This mother of four children has an exciting job as a systems therapist guiding families. She looks at all factors in and around the family to assess where problems come from and provide the right help. Since she has been diagnosed with Multiple Sclerosis for some years, she still assists families daily. Of course, on the one hand, her life has changed drastically, but Scoozy ensures that she can continue to work to help others. [Read Karin's story here.](#)



- **Amputation:** Joop has worked in shipbuilding all his life. Shortly after his retirement, a major event happened to him. Joop had a blocked artery. He ended up in hospital for two months and in a care hotel for three months. Ultimately, his left leg had to be amputated. Joop came to see Delft and drove a bit in the prototype. Although it would take a while before Scoozy became available, Joop was enthusiastic. 'From the beginning, I was looking for something with which I can go to the forest'. [Read the whole story and watch Joop's video here.](#)

- **Lung-COVID:** Suddenly, it was there. The virus. What at first seemed far away for Mariëlle suddenly became very close seventeen weeks ago. The 46-year-old top-fit binge eating coach could not have imagined that she would be sentenced to the four walls of her house for weeks by the coronavirus. "When everyone was still allowed to shake hands, I suddenly became ill and ended up in a mobility scooter. "People on the street don't know how to react, and suddenly you look sick in other people's eyes." Also, the reactions often went from laughing hard to almost crying with her friends.

"When I was riding the Scoozy, people almost fell off their bikes to see what ripped past them so hard. I was very impressed with my bleep sounds, moving wheels, and the speed at which I progressed." Scoozy has been instrumental in my recovery. A burden was lifted off me when I suddenly had freedom again. I became a little bit more human again." [Read Marielle's whole story here](#) .



2 - Is it safe to have nothing for you?

Is Scoozy's open design unsafe because you have nothing in front of you? This is a common first impression of Scoozy. Safety and stability have become the spearhead of our design by looking closely at the causes of the accidents involving mobility scooters. This chapter shows what solutions Scoozy has for preventing and reducing accidents.

How does Scoozy protect me in a collision?

You can do a lot to prevent it, but unfortunately, collisions in traffic can never be completely ruled out. In 9% of cases, the cause of a collision between a mobility scooter and other road users is the poor visibility of the mobility scooter.

- **High-ranking LED lighting:** Scoozy is extra conspicuous and visible in traffic thanks to the intelligent lighting: The lights turn on automatically when you drive in 'Speed mode'. In addition, Scoozy has highly placed LED lighting on both the front and rear. A highly placed reflective bar is at the back, so a traffic vest over your seat is no longer necessary. Scoozy has low-mounted high beams at the front so that you can still see where you are driving in the dark. To ensure that you see the other road users yourself, it is possible to place [mirrors](#) on the armrests of Scoozy.



Mobility scooter drivers are virtually unprotected in traffic. And the crashworthiness of closed disabled vehicles and microcars is also significantly worse than that of passenger cars. This means that in the event of a collision with another vehicle or an obstacle or in the event of a single-vehicle accident, there is a greater chance of (serious) injury. Scoozy offers protection against impact from different sides.

- **Doors:** The doors prevent you from falling out of Scoozy. They also absorb the first blow from the side. The doors must always be closed, or Scoozy will not drive. Sensors in the doors check this and indicate on the display if they are still open. This way you can never fall out of the chair in the event of an unexpected movement. This sometimes happens with regular mobility scooters because the user has not folded the armrests down. [This film](#) shows a test of the strength of the armrests.
- **Belt:** The belt ensures that you stay in the seat, even when you have to brake hard. A seat belt sensor has also been added to make you aware that it is safer to fasten the seat belt before driving.
- **Automatic brake sensor:** We have also tested in the past with an automatic brake sensor for, for example, an adaptive cruise control. This can be seen in our very first prototype video: [Scoozy vs. Free runner](#). We have not yet performed this on available models. The main reason is the extra costs and complexity that this system entails.

Is Scoozy stable?

- **4 semi-independent suspension, large 16-inch wheels:** The most common cause of accidents is the mobility scooter falling over (69%). Most mobility scooters have smaller wheels that cause the vehicle to become unbalanced more quickly. Therefore, the risk of tipping over after contact with an obstacle or bump is high. Scoozy has semi-independent suspended large 16-inch wheels, making Scoozy more stable on [uneven road surfaces](#).
- **Steering angle limitation:** Besides falling over due to driving over an obstacle, mobility scooter accidents also occur when the user takes a turn too fast (7%). While some advanced scooters may reduce speed slightly, no mobility scooter can affect steering

angle and speed. Scoozy, on the other hand, knows precisely how sharp you can steer. The steering angle limitation ensures that speed and turning circle correlate with each other. This means that when turning at a higher speed, the speed is automatically reduced and the turning circle is gradually reduced. This means that Scoozy does not fall over when you make a sharp turn at too high a speed, which is exactly what [SWOV](#) recommends.

- **Slope angle sensor:** The stability may decrease when driving on a slope. Scoozy warns you when you are driving on too steep a hill. When you pass 10 degrees (equivalent to ~18%), you will see an icon on display, and the speed will be automatically limited to 7 km/h because you can only drive in "Drive mode". This way, you drive stably, even when driving on a slope.



How do I brake with Scoozy?

Another major cause of accidents is the confusion between accelerating and braking. When you're riding a bike, your intuitive response is to squeeze the brakes as soon as you need to stop.

With a mobility scooter, you have to let go to come to a stop. The confusion between forward, reverse, and braking leads to crucial steering errors in 27% of accidents. Scoozy is controlled with a joystick. It works very intuitively: left is left, right is right, forward is forward and backward is backward. When releasing the joystick, Scoozy brakes like a mobility scooter. You can make an emergency stop with a significantly shorter braking distance by moving the joystick back.



As a backup, we added an extra brake system to the wheels. If the electrical system fails, this braking system in the wheels comes into effect for any reason. That causes Scoozy to come to a stop. And if you want to move Scoozy manually, you can put Scoozy in neutral with a simple lever at the rear wheel.

CAREFUL!

- Never use this function on a slope or while driving! Scoozy's speed is limited to 4 km/h in the freewheel. This only works with a connected and working battery (Scoozy must be turned on and unlocked).



3 - Where can I and cannot drive?

Scoozy was developed to give you as a user more freedom to drive. In videos, we show you that you can ride on both paved and unpaved trails, we call it [Allroad](#). We often get the question: can Scoozy also drive on the beach? This chapter explains where you can and cannot drive with Scoozy and which Scoozy features make this possible.

Where can I drive and what are the rules?

You may drive Scoozy on:

- The pavement.
- The footpath.
- The bike lane.
- The roadway.
- You can also go off the beaten track. Depending on the local rules

You are not allowed to drive on highways or highways with Scoozy!

When all the above road components are present, you can decide where you will drive. In principle, the rules apply as they also apply to other road users on the road where you are going.

You must choose a suitable speed setting for every situation. On the control panel, you choose the Drive mode or the Speed mode. Drive in Drive-mode (up to 7 km/h) on the sidewalk, indoors, or in shops. Use the Speed-mode (up to 15 km/h) on the bike path or the road (if there is no bike path).



Where can you drive Scoozy?


Scoozy is a mobility scooter that is ideally made for use on uneven surfaces, both in the city and in nature. More than many other products. This is due to the following 3 properties:

- 1. 16-inch wheels:** Scoozy has four large 16-inch wheels with striking rims. This not only looks beautiful. You can easily drive up a [curb](#) with it. Cobbled roads feel comfortable, and an unpaved forest path is no problem at all. With these large wheels, you are ready. Wherever the adventure takes you.
- 2. Independent Suspension:** Scoozy has independent suspension wheels at the front and semi-independent rear suspension. This means that each wheel has its own suspension with integrated spring and damper. This gives the best road holding and comfort because each wheel dampens bumps and obstacles separately from the other wheels. As a result, Scoozy is like a house on the road on every surface.



- 3. **Powerful motor:** Scoozy has a transaxle motor with a nominal power of 1400W that drives the rear wheels. This allows you to drive well on paved and unpaved paths.

The above features allow you to do more with Scoozy. We test Scoozy in many environments. In the photos below, you can see where you can drive with Scoozy. Click on the images to view associated videos.



Where can I not drive?

We strongly advise against using Scoozy on the beach and other loose sand environments. We've tested this a lot. For the beach, you need wider tires to prevent yourself from sinking into the loose sand. In addition, it is good to remember that fine sand gets into rotating parts and causes extra wear. Seawater is also harmful to the product because it has a corrosive effect. All of this will negatively affect Scoozy's lifespan.

As you can see Scoozy is a means of transport that comes into its own when not in use. You can also do well in an average [supermarket](#). Scoozy is usually too big and not maneuverable enough for home use. A wheelchair or foldable mobility scooter is a better solution in this situation. In the next chapter, find out more about how big and maneuverable Scoozy is

4 – How big and maneuverable is Scoozy?

- **Turning circle:** The minimum turning circle Scoozy turns is 3.4 m. The electric steering makes it easy to turn once. In this case, the minimum aisle width to turn into is 2.0 m. [This movie](#) shows that you can also maneuver well through the supermarket aisles with Scoozy, thanks to the **sharp-steering front wheels**.
- **Width:** Scoozy looks larger than comparable four-wheel scooters due to the open design and the large wheels, but nothing could be further from the truth. Scoozy is 68 cm wide and therefore fits well through a standard doorway.
- **Length:** The length of Scoozy is 135 cm, and if you compare this with, for example, a Life & Mobility Solo, Scoozy is even 5 cm shorter. With this, Scoozy generally fits in an elevator. See [Chapter 8](#) for a full comparison chart.



- **Height:** Scoozy's height is 125cm. Even though it is not that high compared to other mobility scooters, it is true that the backrest of Scoozy cannot be folded. This makes transport in a delivery van or a passenger car difficult. Read more about the options available for transporting Scoozy in the [next section](#).



How do I take Scoozy with me? 6 customer examples



1. **Trailer:** Gerard was spotted in several places with his Scoozy. For example, he was out and about with his wife in Cadzand. "By taking Scoozy along in a trailer, we can enjoy a holiday in Bruges and France." [Watch the video here.](#)
2. To a distant destination with a **transport company:** Anneke was not limited by the distance that had to be bridged when staying in Portugal during the winter months. She had Scoozy transported in a trailer and delivered by a carrier that also transports caravans behind the car to their destination.

3. **Car with hoist:** Anneke also likes to discover new places with her partner and go out for dinner. "You can often no longer park your car close by these days. That's why we have a lift in the car to lift Scoozy and take it with us.* That's how I get everywhere."



- **Lifting eye:** Scoozy can be lifted by a lifting eye that can be turned into the opening in the center of the seat.



4. **By train:** What do you do with already booked tickets for a festival that takes place in the dunes? To go! Caroline has been visiting Oerol for a few years, and she wouldn't let that fall into the water due to knee surgery. Two weeks after the operation, she traveled with Scoozy by train to Terschelling with her husband. "That is well organized in the Netherlands. You can request assistance in advance. People from the NS are always ready to help you in and out of the train at all platforms where you need to be. I found everyone very helpful." Thanks to Scoozy, Caroline never had to miss a performance. [Read Caroline's story here](#) and [watch the video here](#).

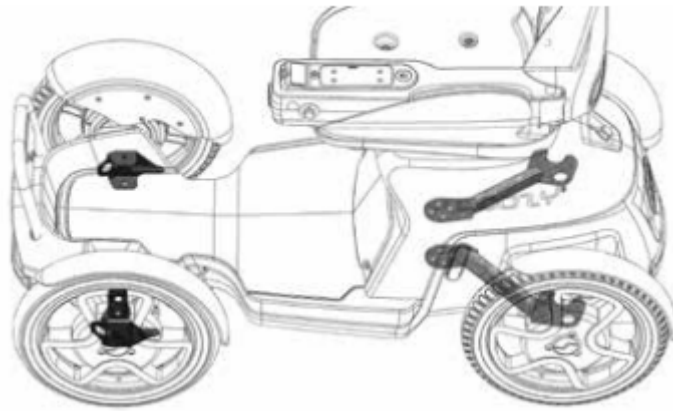
5. In the camper: “When I decided to go for Scoozy, we looked at the possibilities of taking Scoozy with us on holiday. First thought of a kind of plateau at the back of the towbar of our camper, but this didn't seem ideal yet. Then we found a camper that fits in the garage, the storage space in the back of the camper. So we bought our current camper last year. With some adjustments, our son made sure that I can drive Scoozy straight into the garage with the help of 2 extendable rows.” [Read Bert's story here.](#)



6. Wheelchair accessible van: Peter had used a mobility scooter for some time because of COPD, but he was never very confident in it and it didn't get him where he wanted to go. He saw that Scoozy was developing. After the launch of the B model, he decided to take it for a test drive at a dealer nearby, and he was immediately sold. “With Scoozy, I can drive and bird watch anywhere in the natural environment here. We are seasoned campers, and I also take my Scoozy to the campsite. I have a Renault Trafic wheelchair bus with a plate lift for this.* Before, I couldn't come with my wife on my bike, but now I'm driving in front.”



- **Docking points:** Use the Scoozy fixation eyes (one at the suspension of each wheel) to secure Scoozy and to transport it safely.



** It is allowed to transport a mobility scooter in a car. You are not allowed to sit in the mobility scooter while driving. This is because the National Road Transport Agency (RDW) does not see a mobility scooter as a complete replacement for a car seat.*

5 - How far can I really drive?

In this chapter, you can read more about Scoozy's range and the effect the battery type and external factors have. In addition, we explain 3 essential differences in energy consumption between Scoozy and traditional mobility scooters. And you will find out how it is with charging the battery.

What range does Scoozy have?

Scoozy C with 1 battery has a theoretical range of 50 kilometers. Extend this to 100 kilometers with a double battery pack. However, the range in practice depends on many things such as user weight, temperature, slopes, surface (tarmac or unpaved), tire pressure, driving behavior (accelerating and braking), speed or headwind. The action radius does not exist in that respect. We have tested this in practice to give a feeling of the range. [You can read more about this in this blog.](#) A rule of thumb that you could use based on this test is that the range in practice is about 85% of the theoretical range.

3 points where Scoozy differs from other products

1. **You can see how many kilometers you can still drive** on the display, so you always know where you stand. Scoozy actively calculates while driving how many kilometers you can still go if you keep driving in the same way. That way you won't be faced with surprises. You must always charge Scoozy when the range falls below 10 km. You can only drive under a range of 7 km in Drive mode (up to 7 km/h).



2. Scoozy comes standard with a long-range **lithium-ion battery**. [Read more about the advantages of a lithium battery compared to a lead gel battery in this blog.](#)
3. Scoozy uses the energy smartly, thanks to the **regenerative braking system**.
Regenerative braking means that braking power returns to the battery. However, you can only charge a lithium battery above 0 °C because otherwise, it will be damaged. For that reason, Scoozy has a heating element that converts braking energy into heat when the energy cannot return to the battery due to the temperature. At the same time, this element heats the battery so that you can always drive. Read exactly how this system works in [the manual](#).

How quickly does the capacity of the battery decrease?

The battery comes with a 2-year warranty against manufacturing defects. Battery life is not guaranteed, but a conservative indication is that after 20,000km/500 charge cycles, the battery will still have 70% of its original capacity with careful use. In principle, a Scoozy battery should last a Scoozy life if you handle it carefully.

How long does it take to charge Scoozy?

Scoozy loads you in each regular outlet. The charging plug is located at the rear. While charging, you can see how fully charged the battery is on the Scoozy display and on the charger. You can stop loading at any time. This has no adverse effect on the capacity of a lithium battery. One battery (50km range) charges 80% full in about 5 hours and will need another 2 hours to get to 100%. The charging time doubles with a double battery pack (100km range).

Can I store Scoozy for a longer period without breaking the battery?

Scoozy, like any mobility scooter, has a standby consumption or sleep consumption. This means that if you put Scoozy away and do not use it, it will still consume power and the battery will not remain fully charged. Scoozy is protected against the battery becoming empty and thus prevents the battery from being destroyed (deep discharged). After 24 hours, the battery goes into a so-called sleep mode. This reduces standby power, allowing you to store Scoozy twice as

long as other mobility scooters (up to 6 months). From Scoozy serial number 300 this has been adjusted and the battery will go into sleep mode 2 weeks after the battery is still 50% full.

NB!

- The charger cannot remain connected. Disconnect the charger when the battery is full. For safety reasons, the charger will not recharge if left plugged in and will even draw power from the battery at some point.

TIP Timeclock: If you want the battery to remain full, use a time clock between the socket and the charger. This ensures that Scoozy charges every day.

- The battery cannot be charged if the core temperature is below 0 °C. This will damage the battery cells of the lithium battery. That is why it is recommended to [store](#) Scoozy in a heated place.



6 - What accessories are available?

More and more accessories are available for Scoozy. In this chapter, you will read which ones they are and what they are helpful for.



How can I take luggage on Scoozy?

- **Luggage racks:** Easily expand the luggage space of your Scoozy with the luggage rack in the front and under the seat. The front luggage rack is a raised rack to which a bag can be attached. The luggage rack under the seat is a multifunctional accessory for mounting cane holders, various bags, and a cup holder. This rack also has a tube opening in which, among other things, a rollator holder can be attached.



- **Bags and bag hook:** The waterproof panniers of 10-18L can be attached to the luggage racks (dimensions 30*28*14cm). A large shopping bag fits under the seat behind your legs and can be secured with the bag hook.



- **Quokka bags:** Quokka bags are specially designed as a solution for safely keeping all your essential items such as your phone, debit card, ID, and keys. Different formats are available. These bags can easily be attached to the luggage racks with the adapter.



Model SQ-ZW € 57,81 / € 69,95
17 x 15 x 10 cm



Model H-ZW € 89,95 / € 74,34
21 x 17 x 9 cm



Adapter AD-2 € 22,50/ € 16,49



Model SC-ZW (black) € 29,95 /
Model SC-OR (orange) € 24,75
10 x 17 x 3,5 cm



Model KL-ZW € 47,50 / € 39,26
10 x 19 x 8 cm



Model V-ZW (black) € 94,95 /
Model V-GR (grey) € 78,47
17 x 21 x 9 cm

Tip: Phoenix travel bag

[Phoenix Instinct travel](#) and everyday bags are specially designed to be wheelchair friendly. Phoenix bags carry all the weight with their own wheels and can be attached to the luggage rack under Scoozy's seat. *These bags are not available through Scoozy.*



- **Cup holder:** The cup holder can also be attached to the Quokka adapter. The Quokka cup holder is made of a lightweight but strong composite material and is suitable for cups with a maximum diameter of 7.6 cm (the height of the holder is 9 cm). Thanks to the two loose catches, it is clamped securely. It can also be used twice, which gives room for 2 drinks.



- **Mirrors:** With the mirrors, you don't have to look back to watch the traffic behind and next to you. This also offers convenience when parking. It is possible to mount a mirror on the left or right side or top of the armrest.



- **Phone Holder:** Place your phone securely on Scoozy with the RAM Mounts X-grip Phone Holder. You can easily click and release your phone on the x-shaped clip. Place your device horizontally or vertically in the holder. The X-Grip fits smaller devices between 47.6 mm and 82.5 mm such as the iPhone SE, iPhone 12, and Samsung Galaxy A20e. The RAM Mount X-grip phone holder can be mounted on the left or right side or on top of the armrest.

TIP RAM mounting solutions: The adapter of [RAM Mounts](#) allows many more holders to be mounted for almost all devices such as cameras and tablets.

TIP Use a power bank: Scoozy does not have a USB charging point. This is to keep the electrical circuit closed and to reduce external influences. A power bank offers a solution in this case.

- **Cane holder:** Take your crutches or walking stick with you with the cane holder. You mount two brackets on the luggage rack under the seat. It is essential to consider that you also need this luggage rack. Click the stick (Ø15-28mm) horizontally into the stick holder. You can easily reach it as soon as you need it.



How do I protect myself against rain, wind, and cold?

- **Kinetic Balance Raindek:** Your legs will stay dry and warm with this collection of stylish lap rugs.


- **The Raindek® Long Parka** is a winter coat for the legs. The Parka version covers the back of the lower legs and is filled to the brim with THERMOLITE FL-3E 220gr. This is an Eco thermo filling made of at least 35% recycled fibers. The 220 g filling is the equivalent of 650 g down filling. A waterproof, comfortable and warm solution.



- **The Raindek® Raider** is the right solution for you on Scoozy if you prefer that you can move your lower legs separately. This Raindek® will keep you warm when you go out! The Raider is made with the same high-quality materials as the Raindek® Parka and the ETX.



- **ETX** stands for "Extreme Temperature eXperience": to handle extremely low temperatures with ease! This Raindek® can withstand all conditions and will keep you warm when you need it most.



- **Canopy or windshield:** As a cover, universal solutions are possible, such as the [Snug Canopy from TGA Mobility](#). The roll-up hood offers protection against sun, rain, wind, or cold. The Snug Canopy can be installed in seconds in the trunk opening of the luggage rack under the seat. The Snug protects without actually increasing Scoozy's size. At just 74cm wide you can still fit through narrow passages and the retractable hood means no loss of visibility or ventilation. NB! The armrests can no longer be opened or closed.



- **TIP Seat heating with a heating blanket:** A heated seat makes a ride with your mobility scooter at lower temperatures a lot more comfortable. We recommend the [Big Hug wireless infrared heating blanket from Stoov](#) with two heating elements for back and seat heating. You have hours of warmth thanks to the powerful built-in battery, and you can also take it with you to use in other places. *These heating blankets are not available through Scoozy.*



- **Cover:** It is not only good to protect yourself against wind and weather. It is essential to store your mobility scooter in a dry, clean place, preferably in a garage. We recommend using a storage cover when storing in a semi-open space (e.g. carport). There are various universal mobility scooter covers suitable for Scoozy (minimum size 135 x 68 x 125 cm).

Is Scoozy secured against theft?

As a Scoozy user, you don't want thieves to run off with your vehicle. We took this into account when developing Scoozy:

- Scoozy works with a **uniquely programmed NFC tag** as a key. Every single Scoozy is associated with a unique tag. With the regular mobility scooter, there is a good chance that you can unlock many different mobility scooters with a few keys because they all have the same keys. This is not the case with a tag. Place the tag on the armrest to turn on Scoozy. *2 Tags are supplied as standard with the purchase of Scoozy.*



- The open wheels make it easy to put a **cable lock** through the wheel. For example, you secure Scoozy to a pole and make it even more difficult for thieves to steal Scoozy. We recommend TEX-Lock locks for this.

TIP Tex-Lock Cable lock: Tex-Lock [locks](#) are practical and beautiful. The Tex-Lock is made up of multi-layer textile composite and (depending on which variant) is 'normal' ART-2 certified. These high-end locks feel silky soft but are



mega flexible and very light. Do not scratch the paint, do not rattle and easily offer additional options to protect Scoozy against theft carefully. *This cable lock is not available through Scoozy.*

- The **Tracefy GPS tracker** is a small module that the dealer can install invisibly into Scoozy. You can then register yourself in the app. With the Tracefy app you are always virtually connected with your Scoozy and you can see, among other things, where your Scoozy is. Via the app, you can choose between two subscription types: Connectivity or Connectivity, including detection. Via the app, you can always trace Scoozy, see routes you have traveled back, and put your Scoozy on the 'geofence' lock with one push of a button. With connectivity, including detection, you simply indicate via the Report button in the app that your Scoozy was stolen, and the investigation service will get to work. This service is only offered in the Netherlands and Belgium. According to Tracefy, about 90% of stolen vehicles are recovered!



TIP Videos of accessories: On our Youtube channel, we have a playlist with videos from our suppliers explaining the accessories. You can find this playlist [here](#).

7 - How much does Scoozy cost?

Are you considering buying a mobility scooter, and are you looking into the possibilities? Then you soon find out that the prices of mobility scooters vary enormously. In general, a new mobility scooter is more expensive than a used mobility scooter. In addition, you have an enormous bandwidth between cheap, often foldable mobility scooters and modern, high-quality mobility scooters. Scoozy is at the top of the market with a suggested retail price of € 9,995. This price may still vary per country due to locally required adjustments. In Germany, for example, a secondary brake is mandatory, which means that the price is higher there. The 7 points below show why the price of Scoozy is different from the average mobility scooter, but also what you get for it:

- 1. Lithium battery:** Scoozy has a lithium battery with a range of 50 kilometers as standard, which you can increase to 100 kilometers. Most standard mobility scooters have a lead gel battery that is cheaper but lasts less. In addition, a lead gel battery requires more maintenance and is more sensitive to incorrect use. A lithium battery retains its capacity longer and lasts typically four times as long. Over the entire service life, this is cheaper per kilometer driven.
- 2. Joystick Controls:** Most mobility scooters have a steering wheel; you control Scoozy with a joystick. You can read more about the advantages of the joystick in [this section](#). With joystick control, you have more electronic components that add cost. On the other hand, this offers more possibilities to increase safety, and as a driver, you have more control with an active brake when you pull the joystick back.
- 3. Own electronics and software:** Virtually all mobility scooters in the world use the same electronics. Scoozy has developed its electronics platform. The challenge is to make the controls feel natural while still offering maximum safety with joystick control. We did not want to make any concessions on this. With our electronics, we have everything entirely in our own hands. For example, the control of Scoozy is determined by 6 different parameters and a software filter that gives the user an even better experience. We found the optimal combination of control, safety, and maneuverability. You

experience this immediately when you drive it. This Scoozy platform also offers more possibilities for the future.



- 4. Made in the Netherlands:** Scoozy is designed in the Netherlands and most parts come from Europe instead of Asia, where most of the cheaper products come from. We choose high-quality suppliers close to home who not only deliver quality but are also involved in making the product even better. For example, the frame is welded by a robot at the Schouten & Vissers company in Epe. DOT Robot in Delft develops and assembles the electronics. The plastic caps come from Plastica from Bergen op Zoom. In addition to quality, we reduce the pressure on the environment because parts travel less distance to our factory. So local-for-local. And in this way, we also contribute as much as possible to employment within Europe. We are proud of it!
- 5. Safety:** Scoozy offers several safety solutions as standard that are not available with other mobility scooters or are offered as an option. Scoozy, for example, has bright LED lamps that are placed higher in the backrest and armrests. This makes you more visible. A reflection bar is integrated in the chair. Scoozy has a seat belt as standard. The armrests are extra strong so that you can fully lean on them when boarding. In addition, they offer more protection in the event of an impact from the side. There is a speed-dependent steering limitation that minimizes the chance that you fall over in a bend. Scoozy is equipped with a uniquely programmed key-tag key to protect against theft. You can read more about safety in [this chapter](#).
- 6. Design:** Scoozy distinguishes itself from any other scooter with its design. Where other mobility scooters go for a standard seat, standard wheels and standard solutions, we wanted to make a statement with Scoozy: the appearance of a means of transport with the functionalities of an aid. This is reflected in the eye-catching large rims that have

been specially designed. The chair integrates with the base by adding beautifully designed hoods. The armrests have a luxurious finish. At Scoozy, you see a level of detailing and finish way above the standard.



- 7. Less expensive than an electric wheelchair:** Scoozy is a hybrid between the electric wheelchair and the mobility scooter with the joystick control. An electric wheelchair is often priced higher and can even exceed 20,000 euros. Scoozy is under there. This is mainly because an electric wheelchair is often built uniquely for a specific customer. Everything is adjustable and adaptable. Scoozy has opted for a selected number of options to set to enable serial production. It has been designed with great attention to assembly and service to make replacing parts as easy as possible.

TIP: Standard or optional? When purchasing a mobility scooter, always pay attention to which features are standard or optional. Take the Mini Crosser, for example, in the higher segment of mobility scooters. The starting price of a Mini Crosser mobility scooter is €1000 lower, but when you add all the options that are standard with Scoozy, such as a lithium-ion battery, joystick control, steering angle limitation and a seat belt, you end up with a higher price. For a more detailed comparison, see the table in [this chapter](#).

The points above show how the price is structured differently than the standard scooter. With this, we hope to help you with the best information to make the proper considerations when making your purchase decision. View the order form in the [attachment](#) with a complete overview of the options and prices.

8 - What are the differences between a Solo, Scoozy, and Mini Crosser?

It is often challenging to compare mobility scooters because a different approach is used for certain specifications. To help you with this, we have tested and compared the top 3 four-wheel mobility scooters sold in the Netherlands in the higher segment.



Brand and type	Life & Mobility Solo 4	Scoozy C	Mini Crosser X2 4W
From price	€6,500	€9.995	€9,000
max. user weight	160 kg (option 200 kg)	150 kg	175 kg (option 250 kg)
Battery	Lead gel (lithium iron phosphate option)	lithium-ion	Lead gel (lithium iron phosphate option)
Range	35-65 km	50-100 km	35-75 km
Joystick control		default	option
foot throttle	option		option
Maximum speed	18 km/h	15 km/h	15 km/h (option 18 km/h with larger rear wheels)
transaxle engine	750 Watt	1400 Watts	700 Watt
Relief	manually	automatically in S	sensor
max. obstacle height <i>(drive up with a 50cm approach and 75 kg person on it)</i>	10 cm (with belly slide) / 12 cm front wheels, bottom plate fixed	10cm / 12 cm with larger run-up	10 cm (with belly slide) / -
max. angle of	10° = 18%	10° = 18%	10° = 18%

inclination (<i>dynamic stability</i>)			
Turning circle	3.2 m	3.4 m	3.35 m
Cornering reduction sensor		default	option
Dimensions	140 x 64 x 120 cm	135 x 68 x 125 cm	140 x 68 x 109 cm
Vehicle weight	105 kg	100 - 110 kg	168 kg
Ground clearance (<i>middle bottom plate with person 60kg on it</i>)	12.5 cm	14 cm	13 cm
suspension	semi-independent (+ seat suspension)	semi-independent	fixed rear axle
Color	black-metallic with orange or silver-gray battery cover (also special editions)	moonshot-grey	sunset-orange or anthracite-black (extra charge)
wheel size	3.00 - 14" (rim 8")	2.5 - 16" (rim 12")	3.5 - 14" (rim 8")
Seat width	48-53-58cm	45 cm	35-40-45-50-60 cm
Seat depth	44 cm (+ 6 cm extendable)	44 cm	32-55 cm
sliding carriage	option	N/A	standard (electric option)
Seat height relative to plateau	45-53 cm	41-45 cm (excluding 5 cm seat cushion)	42 - 52 cm
Adjust seat height	with gas spring	with bolts	option electric
Swivel seat	manually	Entry System	manual (electric option)
Seat belt	option	default	option
Key	ignition lock (magnetic approach option)	NCF tag	ignition switch

If you're looking for a comfortably sprung traditional mobility scooter with cruise control, the Solo may be right up your alley. The Mini Crosser offers more options if you need a wide range of seat adjustments and is suitable for a higher user weight. Scoozy has the most powerful engine, the largest range, and a modern design.

9 - Where can I test drive and purchase Scoozy?

Take a test drive

Have you become enthusiastic about Scoozy after reading this information guide? Book a test drive now and experience in real life how cool it is to drive a Scoozy. Try Scoozy C at one of our resellers. Scoozy C is available in 10 countries in Europe and we continue to expand. Go to <https://en.scoozy.nl/test-drive/> and request a test drive. We will put you in touch with the nearest reseller. Not available yet in your country? [Send us an email](#) where you would like to have a reseller.

TIP Left-handed operation: The dealers mostly have a right-handed model in the showroom. Let the reseller know if you can only operate Scoozy with your left hand. Then they will make sure that a left-handed test model is available at your dealer.

Is Scoozy available in the USA?

We have a strong preference for working with one distributor per country who resells it to dealers. This enables us to focus on a long-term relationship and servicing. Our product is not ready for dropshipping yet. We are in contact with potential distributors for America, but we are sorry to say it will be some time before the partnership is finalized.

Want to see how Scoozy is made?

Take a look at our factory! See how we assemble Scoozy ourselves and experience Scoozy at our head office in Delgaw, The Netherlands. Feel free to [contact](#) us. Scoozy is always purchased through a dealer.



What about after-sales service and warranty?

- **Service:** Like with a car, it is good to have your Scoozy checked periodically (annually). During this service, all moving parts, the tires and wheels, the electronics, and the mechanical system are checked. In addition, the hoods are inspected, and Scoozy is properly cleaned. This can be done at one of our authorized dealers. These dealers participate in training to always have the latest information to maintain your Scoozy. You can see a short explanation about this [in this film](#).
- **Lifetime and Warranty:** Scoozy is certified to EN12184 Class C and is basically designed for a minimum lifespan of 6 years. To ensure that we meet the European standard for mobility scooters, Scoozy has been extensively tested by ourselves, our suppliers, and various independent test institutes. [Read more about this in this blog](#). We offer a legal warranty against manufacturing defects under regular use on all products. Read the extended warranty statement in the [manual](#). Watch the [tutorial videos](#) to learn Scoozy how to use Scoozy properly and get the most out of using your Scoozy.

Appendix I Price list and specification overview

OPTIONS

- DRIVE 2WD
- RANGE 50km 100km [additional cost €1000,-]
- SPEED 15 km/u
- BATTERY Lithium-ion
- HEADLIGHTS Ledspots
- JOYSTICK Right Left
- SEAT HEIGHT 43 cm 45 cm 41 cm [without seat rack]
- CUSHIONS Comfort [standard] Outdoor [also as an extra option]
- COLOUR Moonshot Grey

ACCESSOIRES

2. Choose the accessories you want.
- MIRROR €50,- Left €50,- Right
 - LUGGAGE RACK €150,- Front €275,- Under the seat
 - CANE HOLDER €50,- Left €50,- Right
 - BAG 10L €95,- Front €95,- Back
 - BAG HOOK €7,50
 - CUP HOLDER [Quokka] €30,- Single (for 1 cup) €70,- Double (for 2 cups) €22,50 Adapter
 - BAG COMPACT [Quokka] €69,95 SQ-ZW (17 × 10 × 15 cm) €89,95 H-ZW (21 × 9 × 17 cm) €94,95 V-ZW (17 × 9 × 21 cm)
 - €29,95 SC-ZW (10 × 3.5 × 17 cm) €47,50 KL-ZW (10 × 8 × 19 cm) €22,50 Adapter
 - SMARTPHONE HOLDER [RAM Mounts] €65,- X-grip with arm €15,- Adapter
 - LIFTING EYE €10,-
 - EXTRA CUSHION SET €250,- Outdoor €250,- Comfort
 - LEG COVER [Kinetic Balance Raindek] €159,- Parka €189,- Raider €209,- ETX
 - GPS-TRACKER [Tracify] €289,- Incl. 1 year Connectivity €339,- Inc. 1 year Connectivity with detection

* After that €49.95 per year for connectivity or €89.98 for connectivity with detection charged through the app.

TOTAL PRICE

Incl. VAT

Scoozy C

Accessories

Total

PERSONAL DETAILS

3. Enter your personal details:

First name

Last name

Street + number

Postal code

City

Telephone number

E-mail adress

YOUR DEALER



SPECIFICATIONS

Vehicle type:	EN12184, class C
Max. user weight:	150 kg
Max. luggage weight:	30 kg
Length x Width x Height:	1350 x 680 x 1250 mm
Weight	100 kg / 110 kg (2 batteries) / 115 kg (2 batteries + 4WD)
Max. driving distance with fully charged battery (batteries):	50 / 100 km (single or double battery pack)
Battery capacity (at your choice):	Li-Ion, 48V, 33.8Ah / 67.6 Ah
Max. charging power:	10 A (supplied charger 5A)
Charging time:	~8 km range per charging hour (RPH)
Operating temperature:	-25° + 50° (Relative humidity 0 % 98 %)
Ambient Storage Temperature:	-40° + 85° (Relative humidity 0 % 98 %)
Max. (programmable) forward speed:	15 km/h
Max. leaning angle/dynamic stability uphill:Static stability	10°
up/down/sideways hill:	15°
Max. obstacle drive up/down height:	100 mm
Turning radius:	1300 mm
Minimum corridor width to turn in:	2000 mm
Wheel size:	16 * 2,5" (62 - 305)
Type of tires:	CST
Horizontal location of the axis:	203 mm
Motor:	Transaxle drive, 1400W, 1:21 gear ratio
Front motor (optional):	2x In-Wheel BLDC, 250W
Magnetic brake:	10 Nm, in transaxle
Min. braking distance at max speed:	4.5 m
Water resistance:	Scoozy is splash proof
Sound power level:	60 dB
Seat	
Seat depth:	44 cm
Seat width:	45 cm
Seat height:	41 / 43 (standard) / 45 cm
Seat angle:	2°
Backrest angle:	15°
Backrest height:	550 mm
Armrest seat height	220 mm
Armrest front to backrest:	500 mm

MANUFACTURER

Scoozy B.V.
Groothandelsweg 1
2645 EH Delfgauw
Nederland