

SALSA Q100 R

Ultra-compact, everyday performance.



SMARTLY DESIGNED to challenge indoor/outdoor powerchair standards, the QUICKIE SALSA Q100 R is ultra-compact for indoor agility, with stability and performance that's just at home on the city streets. Smart design, smart looks at a smart price - it's not just an entry-level powerchair, it's your every-day powerchair.



QUICKIE SALSA Q100 R KEY BENEFITS

SMART BASE TECHNOLOGY

The innovative testing method used to understand how geometry changes to a drive base can affect performance, creating a precision-measured TRUE indoor/outdoor powerchair.

COMPACT INDOOR AGILITY

Ultra-slim base width at 540 mm and a turning circle at 1600 mm. Simple, intuitive controls for a drive that's made for the twists and turns of everyday life.

OUTDOOR PERFORMANCE

Carefully calculated dimensions to deliver the very-best traction and stability outdoors. Punchy 55 Ah batteries for 19 miles of adventure.

TRANSPORT FRIENDLY

Weighs in at a ridiculously-light 95 kg, making it a breeze to hoist and crash-tested for use as a seat whilst in transport.

STYLISHLY PRACTICAL

A streamlined, minimalistic design contrasted with sleek, black bodywork. Make it personal with a seating system designed to fit you and a selection of vibrant colour inlays.



A close-up, low-angle shot of the front-left corner of a black power chair. The image features a large, black, treaded tire with a five-spoke wheel. The tire has "POWER EXPRESS" and "16x6.5" printed on it. The chair's body is black with a honeycomb grille pattern. Two red, circular lights are visible on the grille. The text "ALL INDOOR/OUTDOOR POWERCHAIRS FACE THE SAME PROBLEM..." is overlaid in white, bold, sans-serif font across the center of the image.

ALL INDOOR/OUTDOOR POWERCHAIRS
FACE THE SAME PROBLEM...



The background of the page features a detailed technical line drawing of a powerchair chassis. Various dimensions are indicated with leader lines and numbers: '3°' for a tilt angle, '90' for a vertical distance, '1050' for a horizontal width, and '82°' for another angle. An orange horizontal line is positioned below the main title.

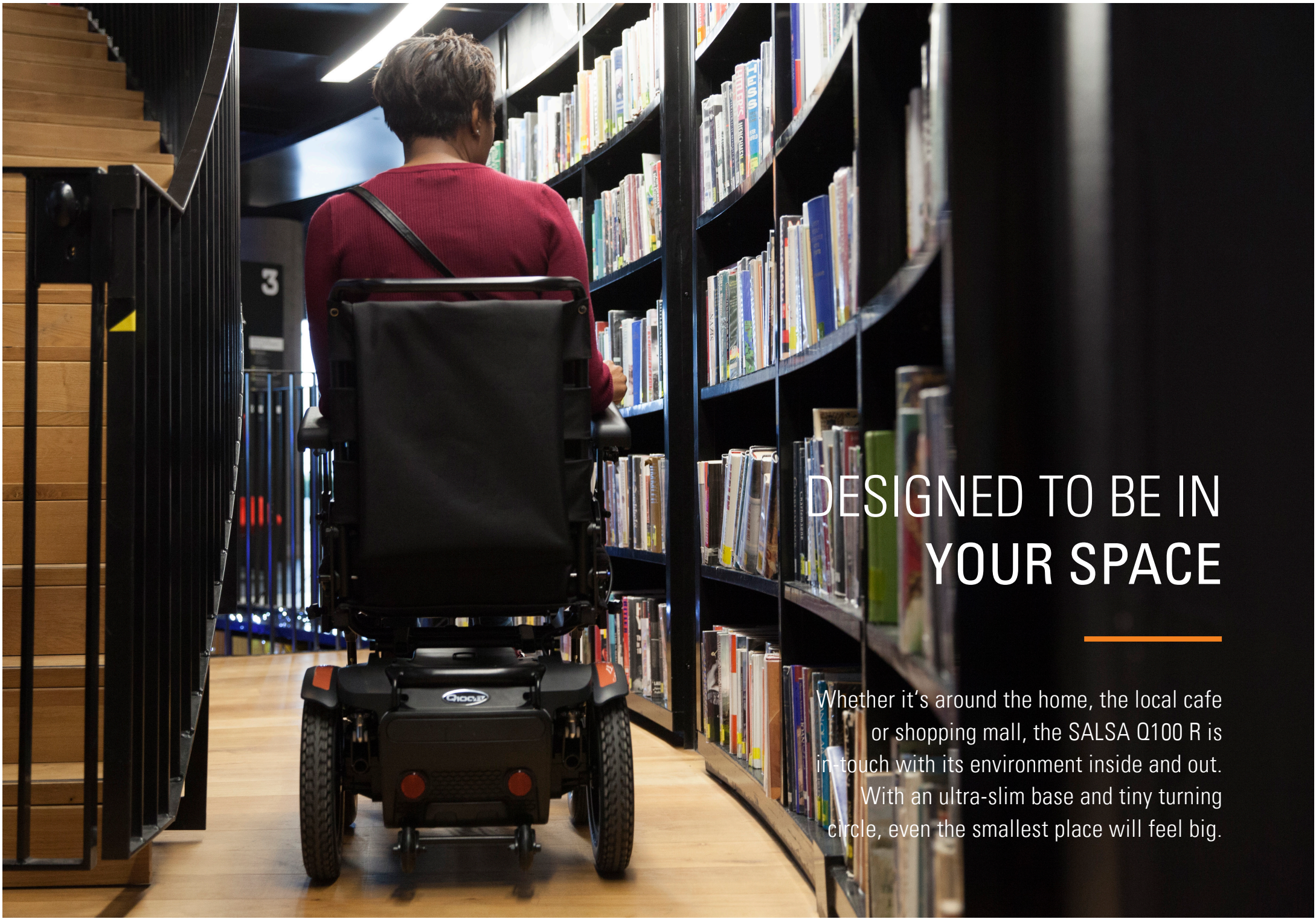
SMART BASE TECHNOLOGY IS HOW QUICKIE SOLVED IT.

With the SALSA Q100 R, our vision was to create a TRUE indoor/outdoor powerchair. One with super-tight indoor manoeuvrability and ZERO compromise on outdoor stability and performance. But how do you design such a finely-balanced powerchair?

Lean towards a large drive-base and you'll encounter difficulty manoeuvring in tight environments. Go too small and it'll be too tippy with a loss of traction. Finding the perfect combination requires testing 100's of configurations. So that's exactly what we did - with SMART BASE TECHNOLOGY.

A SMART powerchair testing chassis that allows for quick adjustments to the width, length, castor/drive wheel height and seat position. Carefully making precise adjustments until we perfected the ideal base geometry for a TRUE indoor/outdoor powerchair.

The result is the **QUICKIE SALSA Q100 R**. A legitimately compact entry-level powerchair that delivers the very-best traction, stability and even the ability to climb kerbs of up to 100 mm (4").



DESIGNED TO BE IN YOUR SPACE

Whether it's around the home, the local cafe or shopping mall, the SALSA Q100 R is in touch with its environment inside and out. With an ultra-slim base and tiny turning circle, even the smallest place will feel big.

Go where other powerchairs can't

Precision-measured in length, the SALSA Q100 R (1010 mm) will conveniently fit in-and-out of floor lifts and other short spaces without the traditional sacrifice of stability.



Turn heads and your powerchair
everywhere you go

Get out of any tight-spots with the SALSA Q100 R and its ultra-compact turning circle. Effortlessly turn in narrow hallways, kitchens and other restricted spaces without the need for complicated manoeuvres.



Compact, practical and easy to drive

The SALSA Q100 R's rear-wheel drive is incredibly intuitive to drive. With a simple to understand control system, you'll easily be able to negotiate even the tightest of situations with ease.

So narrow-minded

Fed up of clipping the side of your powerchair or scratching the paint work when squeezing through a tight doorway? The SALSA Q100 R's ULTRA-SLIM BASE width of **540 mm** can go where other indoor/outdoor powerchairs won't fit - so even negotiating narrow paths or packed tables at your favourite cafe will be a breeze.





Easy transfers

The legrests and controller can also swing outwards, so the SALSA Q100 R can get even-closer to objects like tables and chairs for an easier transfer in-or-out of your powerchair.

THE SMALL POWERCHAIR THAT'S BIG ON GOING OUT

Popping out? The SALSA Q100 R's indoor capabilities are just at home outdoors. Painstakingly researched, its compact dimensions provide highly-deceptive traction and stability over a variety of terrains, hills and even when tackling kerbs.

Never an up-hill struggle

Indoor/outdoor powerchairs don't traditionally cope well with steep gradients - a problem we solved with SMART BASE TECHNOLOGY. Precision-testing determined that a **1010 mm** base-length provides the best stability to prevent tipping and keep you safe - even when travelling up hills of **6 degrees**.



Handle whatever comes your way

SMART BASE TECHNOLOGY helped to calculate not only the dimensions for a compact base, but also the ideal seated position for **MAXIMISING TRACTION** between the drive-wheel and the ground. Combined with the Q100 R's drive-wheel suspension, you'll enjoy the kind of safe, smooth and responsive ride that's normally expected from a larger powerchair.



Discreet by design

The kerb climber fits snugly behind your footrests, eliminating the problem of it dominating your foot space like traditional kerb-climbers - especially when transferring in-and-out your chair.

Don't let kerbs get in the way

Need a little assistance climbing obstacles? The SALSA Q100 R's low-impact kerb climber will tackle kerbs of up-to 100 mm (4") at low-speed and even from a standing-start (so your seated position will be maintained whilst transitioning up the kerb).



Home

Train

Cafe

Library

Restaurant

Tram

Shopping

Coffee

Home

The power to get you there

Powered by punchy 55Ah batteries, the SALSA Q100 R loves a spin around town and longer city trips. With the stamina to go up to 31 km (19 miles) on a single charge, you'll have plenty of time to stop-off for other adventures along the way.





YOUR TRAVELLING COMPANION

Primed for public transport, the intuitive SALSA Q100 R is so compact and manoeuvrable getting on-and-off trams, buses and trains is a breeze. Prefer to travel by car? The SALSA Q100 R can be compactly stored in the boot or used as a seat whilst travelling.

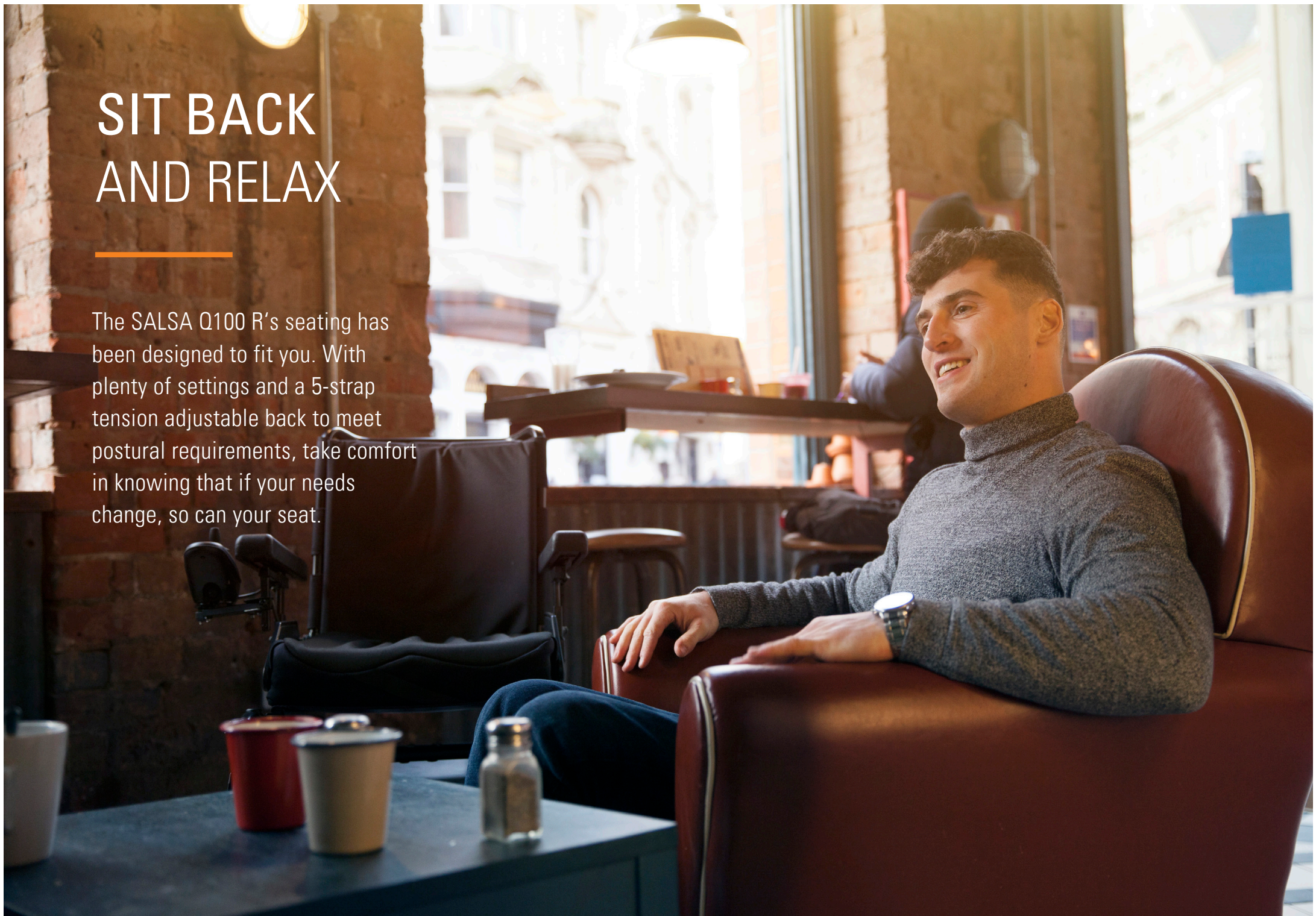


Perfect for hoisting

The SALSA Q100 R weighs a trim **95 kg**, so it can be hoisted in and out of your vehicle with ease. Worried about space? With a fully fold-down back and removable legrests/armrests, it'll fit snugly in most cars or nicely store away at home.

SIT BACK AND RELAX

The SALSA Q100 R's seating has been designed to fit you. With plenty of settings and a 5-strap tension adjustable back to meet postural requirements, take comfort in knowing that if your needs change, so can your seat.





Seat adjustments

- Seat depth from 405-505 mm ⁽¹⁾
- Optional legrest width from 380-490 mm ⁽²⁾
- Backrest angle from 0, 4, 8 and 12 degrees ⁽³⁾
- Seat angle from 0, 3 and 6 degrees ⁽⁴⁾
- Seat width from 430-480 mm ⁽⁵⁾ reduced to 380 mm with opt. in-rig kit
- Side guard from 0-50 mm ⁽⁶⁾
- Optional seat height from 450-475 mm ⁽⁷⁾
- Armrest height 230-305 mm ⁽⁸⁾




DESIGNED SMART LOOKS SMART

Make a statement with the SALSA Q100 R's sophisticated matt black contoured shroud, drive and castor wheels. Its super-styled curves are just as smart as its design.

Get expressive with colour

Look smart with a choice of 4 vibrant colour decals to complement your personality.





Q100 R

Now you've seen all of the SALSA Q100 R's features, why not try it for yourself? Arrange your FREE demonstration today.



SCAN ME

TECHNICAL DATA

Q100 R		Q100 R	
Max. user weight:	125 kg (19.5 st)	Turning Circle:	1600 mm (63")
Seat width:	380 - 480 mm (15" - 19")	Max. safe slope:	6°
Seat depth:	405 - 505 mm (16" - 20")	Max. kerb climbing:	70 mm - 100 mm (with kerb climber) (3" - 4")
Seat height:	from 450 mm (17.5")	Wheel options:	12.5" drive wheels; 8" castor wheels
Backrest height:	500 mm (20")	Colour inlay choices	4 colours: red, blue, green, black
Backrest angle:	0° to 12° (manual)	Max. range (ISO 7176-4)	up to 31 km (19 miles)
Total width:	540 mm (21")	Wheelchair weight:	from 95 kg (including 55 Ah batteries)
Total length:	1010 mm (39.5")	Crash tested:	Yes - approved for forward facing transport in a vehicle (ISO 7176-19). Attachment: 4 chair fixing points with 2 double straps rear & 2 single straps front. No anchored belt restraints allowed. The ease of access and manoeuvrability in vehicles depends on the wheelchair size.
Total Folded height:	640 mm (25")		
Fixed Angle Tilt	0° - 6°	Transport without user:	Fix the wheelchair safe in the vehicle (e.g. car or plane)
Max. speed:	6kph	Intended use and environment:	For people with limited mobility, indoor and outdoor use. Wheelchair type class B
Battery size:	55 Ah		
Electronics:	VR2		



Sunrise Medical

Thorns Road, Brierley Hill, West Midlands
DY5 2LD

Tel.: +44 (0) 845 605 66 88

Fax: +44 (0) 845 605 66 89

E-Mail: enquiries@sunmed.co.uk

www.SunriseMedical.co.uk

For further information on the full specification, options and accessories, please refer to the order form. All information is subject to change without notification. Please consult Sunrise Medical with any queries you may have. If you are visually impaired, this document can be viewed in PDF format at www.SunriseMedical.co.uk